

Jetline® Seam Tracking Systems

Automation Accessories 

Quick Specs

Applications

Tank and pressure vessel fabrication
Beam and structural assemblies
Pipe and tubing fabrication
Transportation
Rail car

Processes

MIG (GMAW)
Flux-cored (FCAW)
Submerged arc welding (SAW)

Input Power

115/220 V, 1-phase, 50/60 Hz .

Power Cord

Standard 115 V, 6 ft. (1.8 m)
included on control module

Jetline Tactile Seam Tracking systems simplify welding operation, ensuring the weld head is consistently positioned for optimal arc performance.

Jetline®


Superior tack detection improves weld quality by compensating for variation in sizes and shape of weld tacks.

Programmable slide positions simplify operation and reduce time of locating the weld joint by programming home and weld positions.

Multiple joint location options can be programmed to best adapt to the workpiece to simplify weld head positioning.

Contact closure available from the seam tracker allows the system to start and stop the GMAW or SAW process.

Auto and manual modes allow the system to be used as a seam tracker or a motorized slide system depending upon weld requirements.

Heavy-duty motorized slides provide 330-pound (150 kg) payload capacity at 15.7 inches (400 mm). Available in 5.9 inch (150 mm) and 9.8 inch (250 mm) stroke lengths.



Packages include:

- Two motorized slides
- Seam tracking control module
- Seam tracker pendant
- Complete probe assembly
- Two 15-foot motor cables
- 15-foot pendant cable
- 15-foot probe cable
- 6 mm probe tip

User-friendly pendant layout with large screen and graphic backlit display for complete operation, setup and configuration.

Sturdy bellows protect linear guide rails and hardened ball screw and nut to ensure smooth operation.

Travel limit switches and electronic overload protection protect slides from damage during operation.

Slide Specifications (Subject to change without notice.)

Stock No.	Input Power	Length	Width	Depth	Net Weight	Face Mounting Pattern
JMS150	24 VDC, 8 A per axis	21.95 in. (557.5 mm)	16 in. (406.5 mm)	4.25 in. (108 mm)	35 lb. (15.9 kg)	5.9 x 5.9 in. (150 x 150 mm) M8 mounting holes
JMS250	(supplied from control box)	26.47 in. (672.3 mm)	16.14 in. (410 mm)	4.25 in. (108 mm)	37 lb. (16.9 kg)	



Warranted for three years, parts.

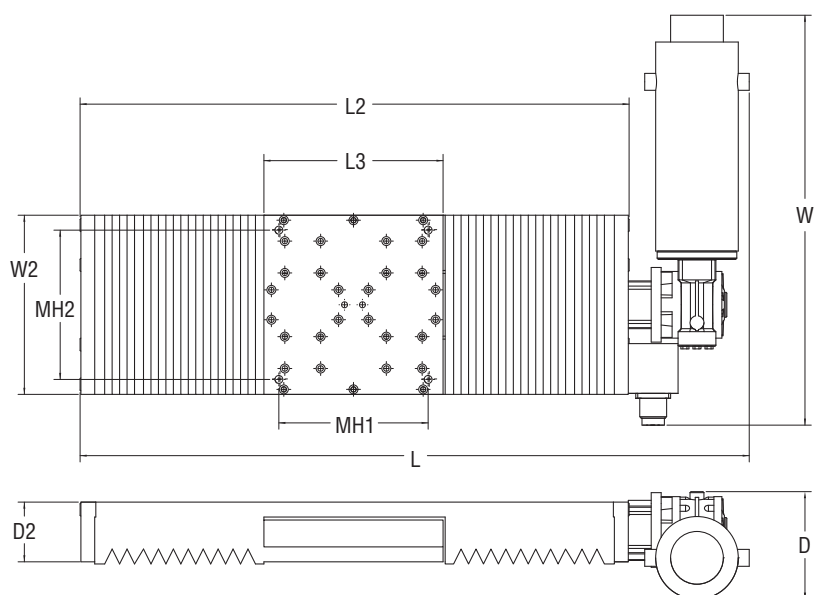


Miller Welding Automation
An ITW Welding Company
281 E. Lies Rd.
Carol Stream, IL 60188 USA

Equipment Sales
Phone: 630-653-6819
Email: JetlineSales@millerwelds.com

MillerWelds.com

Motorized Slide Dimensions

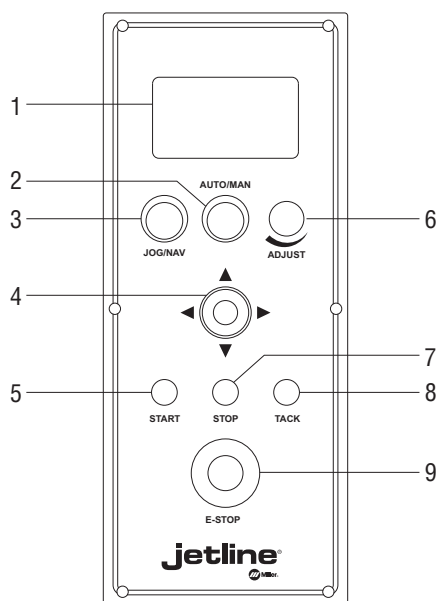


	JMS150	JMS250
L	21.95 in. (557.5 mm)	26.47 in. (672.3 mm)
L2	17.13 in. (435 mm)	21.72 in. (551.6 mm)
L3	7.09 in. (180 mm)	7.09 in. (180 mm)
W	16 in. (406.5 mm)	16.14 in. (409.9 mm)
W2	7.09 in. (180 mm)	7.09 in. (180 mm)
D	4.25 in. (108 mm)	4.25 in. (108 mm)
D2	2.36 in. (60 mm)	2.36 in. (60 mm)
MH1	5.9 in. (150 mm)	5.9 in. (150 mm)
MH2	5.9 in. (150 mm)	5.9 in. (150 mm)
Hole Pattern	M8 mounting holes	M8 mounting holes

Control Module Specifications (Subject to change without notice.)

Stock No.	Power Cable	Input Power	Length	Width	Depth	Net Weight	Mounting Holes
JTST9700	115 V, 6 ft. (1.8 m) included	115/220 V, 1-phase, 50/60 Hz, 10 A	12.25 in. (311.2 mm)	15.5 in. (393.7 mm)	8.2 in. (208.3 mm)	29 lb. (13.2 kg)	5.9 x 5.9 in. (150 x 150 mm) .315 in. (8 mm) diameter thru-holes

Pendant Control



1. Four-line LCD Display
2. Mode of Operation (Auto / Manual)
3. Jog / Nav (changes function of joystick)
4. Navigation and Jog Controls
5. Start
6. Adjustment Knob
7. Stop
8. Tack (Manual mode)
9. Emergency Stop

Specifications (Subject to change without notice.)

Stock No.	Input Power	Length	Width	Depth	Net Weight	Mounting Hole
9780STP	12 VDC at 2.5 A (supplied from control box)	12.95 in. (329 mm)	5 in. (127 mm)	2.56 in. (65.1 mm)	4 lb. (1.8 kg)	.315 in. (8 mm) diameter thru-hole

Pendant Control Operation and Programs

Modes of Operation

Auto mode — Auto mode allows seam tracker to automatically track the joint on a wide variety of parts. The tactile probe provides feedback to the motorized slides to keep the weld head in the desired position during the welding process.

Manual mode — Manual mode allows the operator to manually control the weld-head position using the joystick on the pendant.

Program Options

Slide movement

- Up/down
- Left/right
- Diagonal

Seam tracker

- Programmable start/find joint location
- Multiple joint locating options
- Contactor to enable power source
- Track seam/joint
- Auto tack detection
- Programmable end of weld
- Programmable return to home

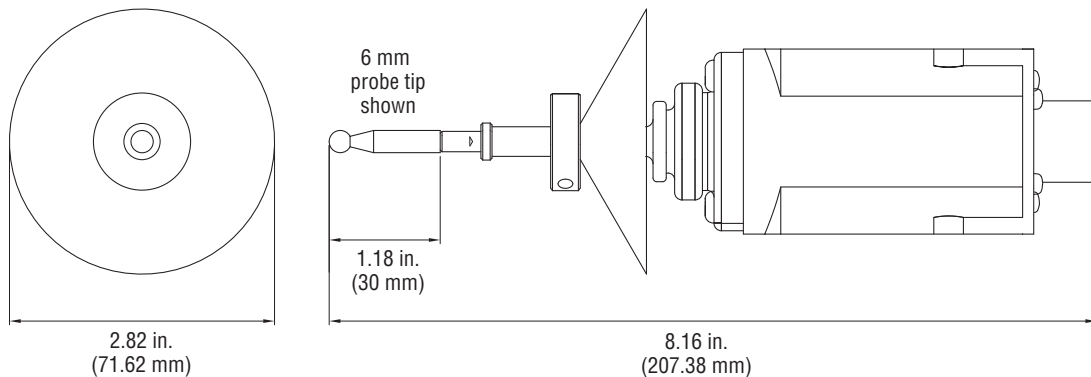
When connected with a Jetline® 9700T

- Control speed of weld from seam tracker pendant

When interfaced with a Auto-Continuum™

- Change weld schedule
- Jog wire
- Purge gas

Probe Assembly Dimensions



Accessories



Probe Tips

- JTSTPT3 3 mm probe ball
- JTSTPT6 6 mm probe ball
- JTSTPT10 10 mm probe ball
- JTSTPT15 15 mm probe ball
- JTSTPT20 20 mm probe ball
- JTSTPT30 30 mm probe ball



Copper Wheel Probe
JTSTPTWH



Probe Extension
JTST100PE 100 mm



Extension Rods

- JMS115R 115 mm
 - JMS200R 200 mm
 - JMS300R 300 mm
- Extension rods define distance between torch holder and probe. Standard system includes 200 mm rod.

Recommended Spare Parts



Replacement Probe Shaft (Break Away)
JTSTPRS01



Probe Insulator JTSTPTI

Replacement Probe Shaft End Screw
JTSTPRS02

Ordering Information (Order from Miller Welding Automation.)

Equipment	Stock No.	Description	Qty.	Price
Dual-Axis Seam Tracking System Packages	JTST150XP	5.9 x 5.9 in. (150 x 150 mm)		
	JTST250XP	9.8 x 9.8 in. (250 x 250 mm)		
Accessories				
Ball Probes	JTSTPT3	IGP03 3 mm		
	JTSTPT6	IGP06 6 mm		
	JTSTPT10	IGP10 10 mm		
	JTSTPT15	IGP15 15 mm		
	JTSTPT20	IGP20 20 mm		
	JTSTPT30	IGP30 30 mm		
Copper Wheel Probe	JTSTPTWH			
Probe Extension	JTST100PE	100 mm		
Extension Rods	JMS115R	115 mm		
	JMS200R	200 mm		
	JMS300R	300 mm		
Recommended Spare Parts				
Replacement Probe Shaft (Break Away)	JTSTPRS01			
Probe Insulator	JTSTPTI			
Replacement Probe Shaft End Screw	JTSTPRS02			

Date:

Total Quoted Price:

Distributed by:

**SUPERTECH
SERVICES PVT. LTD.**

Plot :- A253, Road 30B, Wagle Industrial Estate,
Thane (West), Maharashtra, India.
Tel :- +91 91360 97134 / +91 91360 97135
Email :- ssl@supertechservices.in
For more information visit us at :
www.supertechservices.in

© 2018 Miller Electric Mfg. LLC

